

## Developing Therapies Selectively Targeting the Believed Root Cause of Alzheimer's Disease

### Management Team

Gene Williams, MBA  
Executive Chairman  
Elliot Goldstein, MD  
Chief Executive Officer  
Daniel Geffken, MBA  
Chief Financial Officer  
Neil Cashman, MD  
Chief Scientific Officer  
James Kupiec, MD  
Chief Medical Officer  
Steven Plotkin, PhD  
Chief Physics Officer  
Johanne Kaplan, PhD  
Chief Development Officer

### Scientific Advisory Board

Neil Cashman, MD  
University of British Columbia  
Sharon Cohen, MD  
Toronto Memory Program  
Todd Golde, MD, PhD  
University of Florida  
C. Warren Olanow, MD  
Mt Sinai School of Medicine  
William Mobley, MD, PhD  
University of CaliforniaSD  
Andre Strydom, MD, PhD  
King's College London  
Rudolph Tanzi, PhD,  
Harvard University  
Lary Walker, PhD  
Emory University

### Business Advisory Board

Mara Aspinall, MBA  
Genzyme, Ventana  
Nigel Burns, PhD  
Cambridge Antibody Tech  
Michael Higgins, MBA  
Genzyme, Ironwood  
Timothy Rothwell  
Sanofi-Syntholabo, Sandoz,

### Analyst Coverage

Cosme Ordonez, MD, PhD  
Noble Capital Markets  
Caroline Palomeque  
Maxim Group  
John Vandermosten, CFA  
Zacks



ProMIS is developing effective therapies that target the root cause of neurodegenerative disorders including Alzheimer's disease (AD, lead focus), ALS, and Parkinson's disease

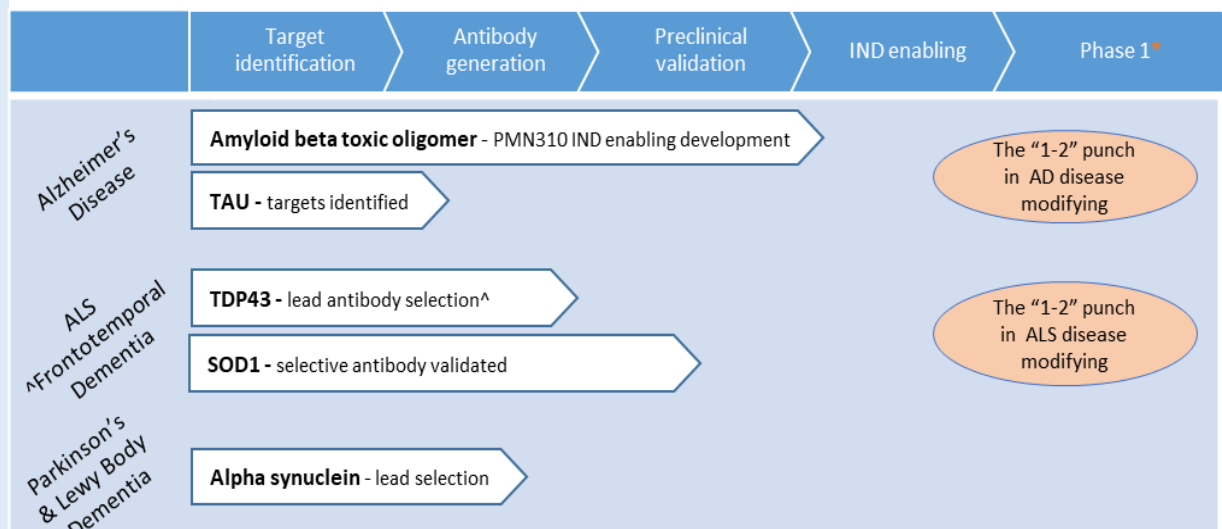
### Exquisite Selectivity for the Toxic Oligomer

Hundreds of studies show the toxic oligomer is a root cause of several neurodegenerative diseases, including Alzheimer's, Parkinson's and ALS. ProMIS' lead program, PMN310, offers unique and exquisite selectivity for the toxic oligomers of amyloid beta (A $\beta$ ) without binding to non-toxic forms. Preclinical results suggest safe administration of high doses with greater efficacy than current late-stage drug candidates in development.

### Novel Platform for Neurodegenerative Diseases

Traditional methods to develop antibodies cannot produce therapies that bind the toxic oligomer with adequate precision. ProMIS' novel drug discovery and development platform offers exquisite precision for the toxic oligomer, marking a critical shift in the opportunity to develop an effective disease-modifying therapy for several neurodegenerative diseases.

## Product Pipeline & Stage of Development



\*Multiple dose phase 1 to include biomarkers for early evaluation of potential signs of neuronal protection

## Potential near term catalysts

- Results of preclinical comparison of ProMIS oligomer selective antibodies vs other monoclonal antibodies (mAbs) targeting AD, PD & ALS
- Potential partnering deals for PD & ALS programs
- New targets and IP submissions on-going
  - TDP43 (ALS)
  - Tau (AD, other dementias)
  - Alpha synuclein (Parkinson's disease)

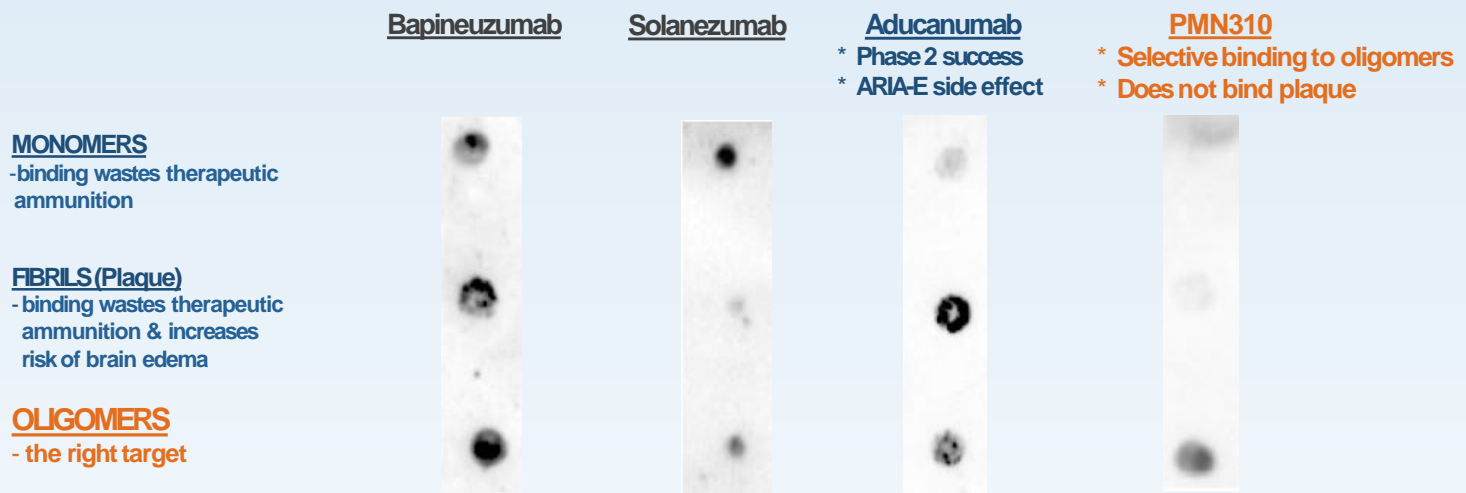
**Contacts:** Gene Williams 617.460.0978, [eugene.williams@promisneurosciences.com](mailto:eugene.williams@promisneurosciences.com)  
Elliot Goldstein 415.341.5783, [elliott.goldstein@promisneurosciences.com](mailto:elliott.goldstein@promisneurosciences.com)

"A common mechanism underlies the top three neurodegenerative disorders, including Alzheimer's: monomers aggregate into oligomers that are toxic to synapses and propagate in a prion-like fashion<sup>1</sup>"

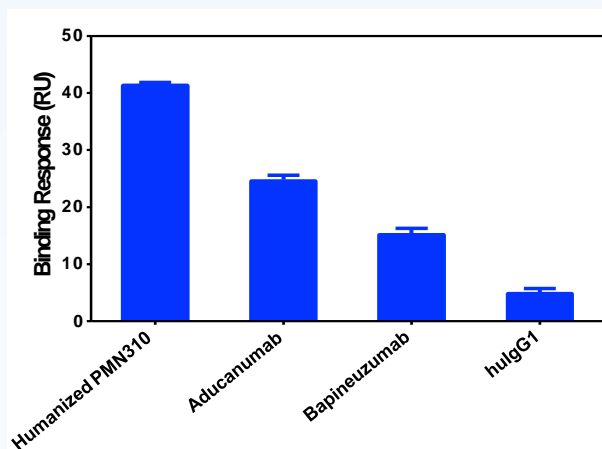
<sup>1</sup>Eliezer Mazliah, Director, Division of Neuroscience at National Institute on Aging  
American Academy of Neurology, April 22-28, 2017

### PMN310 best-in-class profile versus other antibody therapies targeting Amyloid beta for Alzheimer's Disease (AD)

- Selective targeting of the toxic oligomer form of Amyloid beta
- No binding to amyloid plaque to avoid dose-limiting brain swelling (unlike aducanumab, BAN2401)
- Significantly better binding to, and greater selectively for the toxic oligomers, now considered a root cause of AD



### PMN310 shows greater selectivity for toxic oligomers, compared to other antibody therapeutics



Kaplan et al. Humanized PMN310 Shows Enhanced Therapeutic Potential by Binding Toxic Low Molecular Weight Amyloid  $\beta$  Deposits in AD Patient Brains. Poster Presented at AAIC 2018

- Binding of antibodies to the toxic oligomer fraction of human AD brain extract was evaluated by surface plasmon resonance
- Results show greater binding of aducanumab to the toxic oligomer fraction compared to bapineuzumab, in line with the greater therapeutic benefit of aducanumab seen in clinical trials
- Importantly, PMN310 showed even greater binding (~1.5- 2 fold) compared to aducanumab

#### FORWARD-LOOKING STATEMENTS

Statements in this document relating to the business of ProMIS Neurosciences Inc, which are not historical facts, are "forward-looking statements." These forward-looking statements may be identified by words such as "expect," "anticipate," "believe," or similar expressions that are intended to identify such forward-looking statements. All forward-looking statements are expressly qualified in their entirety by this cautionary statement and the risks and other factors detailed in the company's filings with the regulatory authorities. These statements are based upon the current expectations and beliefs of management and are subject to certain risks and uncertainties that could cause actual results to differ materially from those described in the forward-looking statements, including the risk that the company may not successfully implement its business plans and strategy. Given these risks and uncertainties, you are cautioned not to place undue reliance on such forward-looking statements. The forward-looking statements included in this document are made only as of the date hereof and the company undertakes no obligation to publicly update or revise any forward-looking statements, whether as a result of new information, future events or otherwise, except as may be required under applicable securities law.