

## Developing Therapies Selectively Targeting the Believed Root Cause of Alzheimer's Disease

### Quick Facts

Formed in 2005  
Offices: Toronto & Cambridge

### Management Team

Gene Williams, MBA  
Executive Chairman  
Elliot Goldstein, MD  
Chief Executive Officer  
Daniel Geffken, MBA  
Chief Financial Officer  
Neil Cashman, MD  
Chief Scientific Officer  
James Kupiec, MD  
Chief Medical Officer  
Steven Plotkin, PhD  
Chief Physics Officer  
Johanne Kaplan, PhD  
Chief Development Officer

### Scientific Advisory Board

Neil Cashman, MD  
University of British Columbia  
Todd Golde, MD, PhD  
University of Florida  
William Mobley, MD, PhD  
University of CaliforniaSD  
Lary Walker, PhD  
Emory University  
Sharon Cohen, MD  
Toronto Memory Program

### Business Advisory Board

Mara Aspinall, MBA  
Genzyme, Ventana  
Nigel Burns, PhD  
Cambridge Antibody Tech  
Michael Higgins, MBA  
Genzyme, Ironwood

### Analyst Coverage

André Uddin, PhD  
Mackie Research  
Caroline Palomeque  
Maxim Group

### Corporate Contacts

Gene Williams  
[eugene.williams@promisneurosciences.com](mailto:eugene.williams@promisneurosciences.com)  
Elliot Goldstein  
[elliott.goldstein@promisneurosciences.com](mailto:elliott.goldstein@promisneurosciences.com)



ProMIS is developing effective therapies that target the root cause of neurodegenerative disorders including Alzheimer's disease (AD, lead focus), ALS, and Parkinson's disease

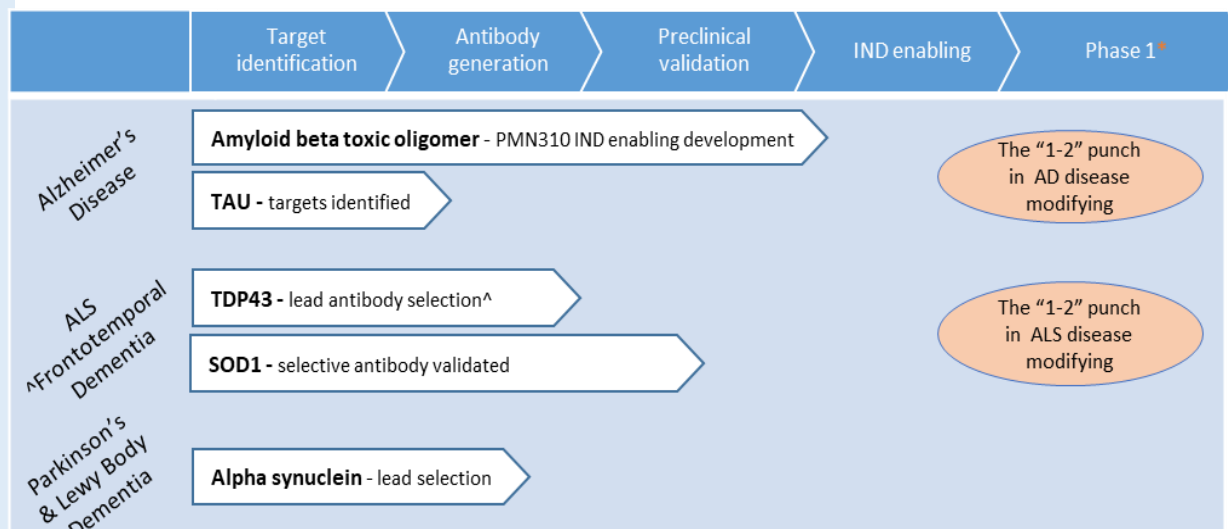
### Lead Program

Best-in-class antibody treatment that selectively targets the root cause of AD, the **toxic oligomer**, without binding non toxic forms of Amyloid beta( $\beta$ ). Preclinical results indicate PMN310 shows **best-in-class** product profile and suggests safe administration of high effective doses with potentially greater efficacy than current late-stage drug candidates

### Proven Strategy

Similar scientifically based, best-in-class differentiation strategy led to the three largest products in the history of the pharmaceutical industry by peak sales: Lipitor (cholesterol, \$12BB), Humira (autoimmune disease, \$16BB) and Sovaldi/Harvoni (Hepatitis C, \$25BB)

## Product Pipeline & Stage of Development



\*Multiple dose phase 1 to include biomarkers for early evaluation of potential signs of neuronal protection

## Potential near term catalysts

- Results of preclinical comparison of ProMIS oligomer selective antibodies vs other monoclonal antibodies (mAbs) targeting A $\beta$
- Potential partnering deals
- New targets and IP submissions on-going
  - TDP43 (ALS)
  - Tau (AD, other dementias)
  - Alpha synuclein (Parkinson's disease)

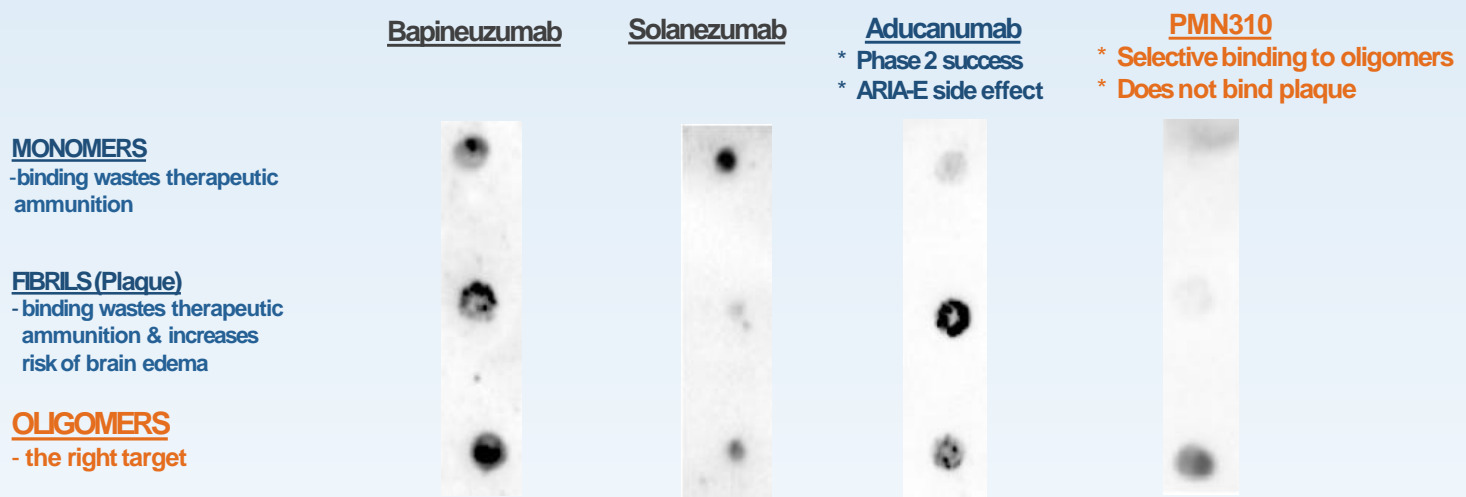
**Contacts:** Gene Williams 617.460.0978, [eugene.williams@promisneurosciences.com](mailto:eugene.williams@promisneurosciences.com)  
Elliot Goldstein 415.341.5783, [elliott.goldstein@promisneurosciences.com](mailto:elliott.goldstein@promisneurosciences.com)

"A common mechanism underlies the top three neurodegenerative disorders, including Alzheimer's: monomers aggregate into oligomers that are toxic to synapses and propagate in a prion-like fashion<sup>1</sup>"

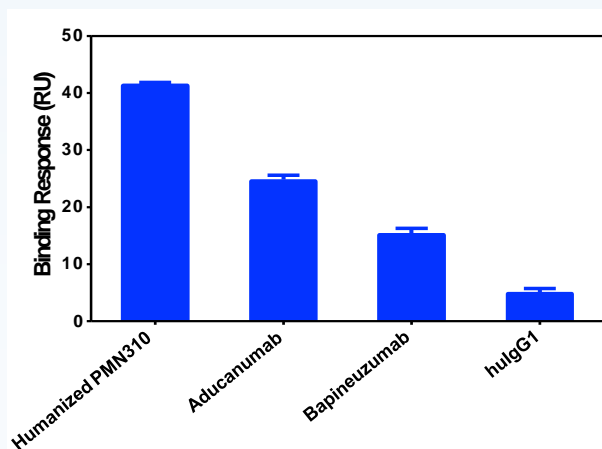
<sup>1</sup>Eliezer Mazliah, Director, Division of Neuroscience at National Institute on Aging  
American Academy of Neurology, April 22-28, 2017

### PMN310 best-in-class profile versus other antibody therapies targeting Amyloid beta for Alzheimer's Disease

- Selective targeting of the toxic oligomer form of Amyloid beta
- No binding to amyloid plaque believed to avoid dose limiting brain swelling (unlike aducanumab, BAN2401)
- Significantly better binding to, and greater selectively for the toxic oligomers, now considered the true cause of AD



### PMN310 shows greater selectivity for toxic oligomers, compared to other antibody therapeutics



Kaplan et al. Humanized PMN310 Shows Enhanced Therapeutic Potential by Binding Toxic Low Molecular Weight Amyloid  $\beta$  Deposits in AD Patient Brains. Poster Presented at AAIC 2018

- Binding of antibodies to the toxic oligomer fraction of human AD brain extract was evaluated by surface plasmon resonance
- Results show greater binding of aducanumab to the toxic oligomer fraction compared to bapineuzumab, in line with the greater therapeutic benefit of aducanumab seen in clinical trials
- Importantly, PMN310 showed even greater binding (~1.5- 2 fold) compared to aducanumab

#### FORWARD-LOOKING STATEMENTS

Statements in this document relating to the business of ProMIS Neurosciences Inc, which are not historical facts, are "forward-looking statements." These forward-looking statements may be identified by words such as "expect," "anticipate," "believe," or similar expressions that are intended to identify such forward-looking statements. All forward-looking statements are expressly qualified in their entirety by this cautionary statement and the risks and other factors detailed in the company's filings with the regulatory authorities. These statements are based upon the current expectations and beliefs of management and are subject to certain risks and uncertainties that could cause actual results to differ materially from those described in the forward-looking statements, including the risk that the company may not successfully implement its business plans and strategy. Given these risks and uncertainties, you are cautioned not to place undue reliance on such forward-looking statements. The forward-looking statements included in this document are made only as of the date hereof and the company undertakes no obligation to publicly update or revise any forward-looking statements, whether as a result of new information, future events or otherwise, except as may be required under applicable securities law.